



Est 1990

Double sided two tier bike rack

A smart (two tier bike rack) that doubles the storage capacity compared to traditional solutions. With the help of our (two tier bike racks), the space is used optimally.




Basic (two tier bike rack) with fixed rail is available in three different sizes from 4-8 places, with the option to lock the bike in the frame for safer bike parking.

(Two tier bike rack) are also available in the variant Basic+ with short extendable rail, Classic with long extendable rail and Pro with long extendable rail with gas spring.



Models




Fixed rail 3 articles

| ARTICLES / DESCRIPTION | WIDTH (MM) | SURFACE TREATMENT | OTHER |
|------------------------------------------------------------------------------------------------------------------------------------------------|------------|--------------------|--------------------|
|  300-4444 Rec. depth & ceiling height 6600x2420-2700 | 1800 | Hot dip galvanized | Number of bikes 16 |
|  300-3333 Rec. depth & min ceiling height 6600x2420 | 1400 | Hot dip galvanized | Number of bikes 12 |
|  300-2222 Rec. depth & min ceiling height 6600x2420 | 1000 | Hot dip galvanized | Number of bikes 8 |

Short extendable rail 3 articles

| ARTICLES / DESCRIPTION | WIDTH (MM) | SURFACE TREATMENT | OTHER |
|---------------------------------------------------------------------------------------------------------------------------------------------------|------------|--------------------|--------------------|
|  400-4444U Rec. depth & ceiling height 3600x2420-2700 | 1800 | Hot dip galvanized | Number of bikes 16 |
|  400-3333U Rec. depth & ceiling height 3600x2420-2700 | 1400 | Hot dip galvanized | Number of bikes 12 |
|  400-2222U Rec. depth & min ceiling height 3600x2420 | 1000 | Hot dip galvanized | Number of bikes 8 |

Long extendable rail with gas spring 3 articles

| ARTICLES / DESCRIPTION | WIDTH (MM) | SURFACE TREATMENT | OTHER |
|--------------------------------------------------------------------------------------------------------------------------------------------------|------------|--------------------|--------------------|
|  100-4444 Rec. depth & ceiling height 6600x2420-2700 | 1800 | Hot dip galvanized | Number of bikes 16 |
|  100-3333 Rec. depth & ceiling height 6600x2420-2700 | 1400 | Hot dip galvanized | Number of bikes 12 |
|  100-2222 Rec. depth & min ceiling height 6600x2420 | 1000 | Hot dip galvanized | Number of bikes 8 |