



Est 1990


# F

Our Axelent Standard (F) storeroom system definitely belongs among our top sellers as the strength and security that this provides is often adequate enough. We have prepared for everything to run as smoothly as possible already at the design stage when the walls are on site and are to be installed.

- With extra robust tubular construction in the doors.
- Can be combined with the FK and FP systems.
- Can be cut to suit existing construction.
- Can be supplied with a roof for ceiling heights exceeding 3.5 metres.
- The walls are painted in RAL 9018.



#### PRODUCT FACTS

Product	Size (mm)	Description
Vertical tubes	19x19	Tubular steel frame, door
Horizontal tubes	15x15	Tubular steel frame, wall
Vertical tubes	30x20	Tubular steel frame, door
Horizontal tubes	25x15	Tubular steel frame, door
Vertical wires	Ø 3	Steel mesh
Horizontal wires	Ø 2,5	Steel mesh
Dimensions	50x65	
30-4225750(1)	2000x710	Door opening dimensions
30-4275900(1)	2000x860	Door opening dimensions










# Models

## Door 2 articles










ARTICLES / DESCRIPTION	WIDTH (MM)	HEIGHT (MM)
 <b>30-4225750</b> Door	750	2250
 <b>30-4225900</b> Door	900	2250

## Lock solutions 7 articles




ARTICLES / DESCRIPTION
 <b>34-00044</b> Padlock fitting (standard)
 <b>34-00055</b> Reinforced padlock fitting with cover (optional)
 <b>34-90000</b> Cylinder lock (optional). Recommended to use lock cases with hook bolt like Assa 310 & 410 and not to use knobs on the inside of the door
 <b>XIT-L01-103</b> X-It cylinder lock, hinge door, left, System F
 <b>XIT-R01-103</b> X-It cylinder lock, hinge door, right, System F
 <b>XIT-L09-103</b> X-It Electric with escape release function, hinge door, left, System F
 <b>XIT-R09-103</b> X-It Electric with escape release function, hinge door, right, System F

## Wall section 11 articles

ARTICLES / DESCRIPTION	WIDTH (MM)	HEIGHT (MM)
 <b>30-2020</b> Wall section	200	2250
 <b>30-2025</b> Wall section	250	2250

	<b>30-2035</b> Wall section	350	2250
	<b>30-2040</b> Wall section	400	2250
	<b>30-2055</b> Wall section	550	2250
	<b>30-2060</b> Wall section	600	2250
	<b>30-2080</b> Wall section	800	2250
	<b>30-2100</b> Wall section	1000	2250
	<b>30-2110</b> Wall section	1100	2250
	<b>30-2120</b> Wall section	1200	2250
	<b>30-2150</b> Wall section	1500	2250

## Accessories 3 articles

ARTICLES / DESCRIPTION	WIDTH (MM)	HEIGHT (MM)
 <b>34-00110</b> Fittings for number patch, F/FK system		
 <b>34-00120</b> Shelf, double mounting. 1200x400 mm		
 <b>34-00130</b> Shelf, single mounting. 1200x400 mm		

## Related products

---



### STOREROOM

#### Sheet metal - privacy protection (FP)

A storage area can reveal a great deal. Or nothing at all. We at Axelent can meet all storeroom requirements. Our FP system supplied not with mesh but with solid walls, is developed for spaces with...

[9 articles](#)



### MESH STOREROOM

#### Solid (FK)

It is in the details that quality comes to the fore. Our FK storeroom system has a heavy duty tubular design for both its doors and walls, which makes the system secure and stable. Try combining FK...

[21 articles](#)



### MESH STOREROOM

#### Solid + (FK+)

SSF testing and approval now provides proof that Axelent's FK+ storeroom system can meet the toughest challenges. FK+ uses reinforced hinges, lock fittings, doors and walls. Security provided by Ax...

[16 articles](#)