



Est 1990


# FK Plus

SSF testing and approval now provides proof that Axelent's FK+ storeroom system can meet the toughest challenges. FK+ uses reinforced hinges, lock fittings, doors and walls. Security provided by Axelent!

- Extra hinge and lock fitting reinforcement.
- Extra door and wall design reinforcement.
- Can be combined with F and FP systems.
- Can be cut and adapted to existing building dimensions.
- Can be fitted with ceiling at heights above 3.5 metres.
- The walls are painted RAL 9018.
- Tested and approved according to the SSF's standard for burglary resistant storage rooms.

#### PRODUCT FACTS

Product	Size (mm)	Description
Vertical tubes	30x20	Tubular steel frame, wall
Horizontal tubes	25x15	Tubular steel frame, wall
Vertical tubes	40x20	Tubular steel frame, door
Horizontal tubes	35x15	Tubular steel frame, door
Vertical wires	Ø 5	Steel mesh
Horizontal wires	Ø 5	Steel mesh
Dimensions	50x65	
45-4225900(1)	2000x860	Door opening dimensions





**Axelent burglar-resistant storeroom walls system FK+ satisfies the requirements of the Swedish Theft Prevention Association.**




## Models

---











### Door 2 articles

ARTICLES / DESCRIPTION	WIDTH (MM)	HEIGHT (MM)
 <b>45-42259002</b> Door (right)	900	2250
 <b>45-42259003</b> Door (left)	900	2250




### Lock solutions 1 articles

ARTICLES / DESCRIPTION	WIDTH (MM)	HEIGHT (MM)
 <b>34-000262</b> Extra reinforced padlock fitting with cover (standard)		

## Wall section 10 articles

ARTICLES / DESCRIPTION	WIDTH (MM)	HEIGHT (MM)
 <b>45-2020</b> Wall section	200	2250
 <b>45-2025</b> Wallsection	250	2250
 <b>45-2035</b> Wall section	350	2250
 <b>45-2040</b> Wall section	400	2250
 <b>45-2055</b> Wall section	550	2250
 <b>45-2060</b> Wall section	600	2250
 <b>45-2080</b> Wall section	800	2250
 <b>45-2100</b> Wall section	1000	2250
 <b>45-2110</b> Wall section	1100	2250
 <b>45-2120</b> Wall section	1200	2250

## Accessories 3 articles

ARTICLES / DESCRIPTION	WIDTH (MM)	HEIGHT (MM)
 <b>34-00110</b> Number badge, (exist as accessories)		
 <b>34-00120</b> Shelf, double mounting (exist as accessories)	400	
 <b>34-00130</b> Shelf, single mounting, (exist as accessory)	400	