




Est 1990

# Double impact















Use the X-Protect Double Impact Barrier configuration to protect structures from high level, heavy duty impacts. It is one of our strongest Impact protection configurations.

Our modular rails and bollards allow for damaged or worn parts to be replaced at a component level. If you need to replace any component - it is just a slide away.

X-Protect is a unique approach to safety barriers. Unrivalled modularity, using only a few system components and damping that is built in to create a barrier system that changes with your work place. X-Protect allows rapid transformation, repair or replacement of existing barriers and bespoke configurations are limitless.



# Models

ARTICLES / DESCRIPTION	HEIGHT (MM)	LENGTH (MM)	CC (MM)	COLOR
 <b>BCE0-087-I200</b> Double Impact end	870			Zinc Yellow (RAL 1018) Graphite Black (RAL 9011)
 <b>BCE1-087-I200</b> Double Impact end	870			Zinc Yellow (RAL 1018)
 <b>BCM0-087-I200</b> Double Impact mid	870			Zinc Yellow (RAL 1018) Graphite Black (RAL 9011)
 <b>BCM1-087-I200</b> Double Impact mid	870			Zinc Yellow (RAL 1018)
 <b>BCC0-087-I200</b> Double Impact corner	870			Zinc Yellow (RAL 1018) Graphite Black (RAL 9011)
 <b>BCC1-087-I200</b> Double Impact corner	870			Zinc Yellow (RAL 1018)
 <b>RCI1-027-0050</b> Impact rail		270	500	Zinc Yellow (RAL 1018)
 <b>RCI1-047-0070</b> Impact rail		470	700	Zinc Yellow (RAL 1018)
 <b>RCI1-077-0100</b> Impact rail		770	1000	
 <b>RCI1-127-0150</b> Impact rail		1270	1500	Zinc Yellow (RAL 1018)
 <b>RCI1-227-0250</b> Impact rail		2270	2500	Zinc Yellow (RAL 1018)
 <b>RCI1-277-0300</b> Impact rail		2770	3000	Zinc Yellow (RAL 1018)
 <b>RCI1-177-0200</b> Impact rail		1770	2000	Zinc Yellow (RAL 1018)
 <b>RCI1-064-0087</b> Impact rail		640	870	Zinc Yellow (RAL 1018)

	<b>RCI1-067-0090</b> Impact rail	670	900	Zinc Yellow (RAL 1018)
	<b>RCI1-197-0220</b> Impact rail	1970	2200	Zinc Yellow (RAL 1018)
	<b>RCI1-201-0224</b> Impact rail	2010	2240	Zinc Yellow (RAL 1018)
	<b>RCI1-074-0097</b> Impact rail	740	970	Zinc Yellow (RAL 1018)
	<b>RCI1-207-0230</b> Impact rail	2070	2300	Zinc Yellow (RAL 1018)
	<b>RCI1-211-0234</b> Impact rail	2110	2340	Zinc Yellow (RAL 1018)
	<b>RCI1-217-0240</b> Impact rail	2170	2400	Zinc Yellow (RAL 1018)

## Related products

---



### IMPACT BARRIERS

#### Impact

Use the X-Protect Impact Barrier for ground level impact protection. It is ideal for segregating light weight vehicles or defining warehouse zones. Our modular rails and bollards allow for damaged...

21 articles



### IMPACT BARRIERS

#### Impact high

Use the X-Protect Impact High Barrier for high level impact protection. It is ideal for segregating light weight vehicles or defining warehouse zones. Our modular rails and bollards allow for damag...

21 articles



### IMPACT BARRIERS

#### Double impact low

Use the X-Protect Double Impact Low Barrier configuration to protect structures from ground level, heavy duty impacts. It is one of our strongest Impact protection configurations and also&nbsp;idea...

21 articles



### PEDESTRIAN BARRIERS

#### Pedestrian with impact

Use the X-Protect Pedestrian + Impact barrier configuration to protect walkways from medium duty vehicles where there is an increased risk of ground level impacts. It is also possible to combine wi...

19 articles