




Est 1990

# Double impact low

Use the X-Protect Double Impact Low Barrier configuration to protect structures from ground level, heavy duty impacts. It is one of our strongest Impact protection configurations and also ideal for protecting pallet racking.

Our modular rails and bollards allow for damaged or worn parts to be replaced at a component level. If you need to replace any component - it is just a slide away.



X-Protect is a unique approach to safety barriers. Unrivalled modularity, using only a few system components and damping that is built in to create a barrier system that changes with your work place. X-Protect allows rapid transformation, repair or replacement of existing barriers and bespoke configurations are limitless.


Impact test results					
Area of impact	Load	Equivalent to		90° Deflection	Force to fixings
Centre of barrier C - C as below					
2000mm	7700 J	2500 kg 8.9 km/h	5000 kg 6.3 km/h	340mm	15.5 kN
2500mm	7000 J	2500 kg 8.5 km/h	5000 kg 6 km/h	390mm	10.7 kN

3000mm	6700 J	2500 kg 8.3 km/h	5000 kg 5.8 km/h	440mm	8.6 kN
Posts					
End post	5800 J	2500 kg 7.7 km/h	5000 kg 5.4 km/h	NA *	15.3 kN
Mid post	5800 J	2500 kg 7.7 km/h	5000 kg 5.4 km/h	NA *	15.5 kN
















\* Deflection of posts is equivalent or less than that of the rail/s and is not considered to be critical for product selection. Performance is tested at height of the lowest rail. The post will perform better for lower strikes and deflection.

# Models

## Posts 6 articles

ARTICLES / DESCRIPTION		HEIGHT (MM)	LENGTH (MM)	CC (MM)	COLOR
	<b>BCE0-061-I200</b> Double Impact Low end	610			Zinc Yellow (RAL 1018) Graphite Black (RAL 9011)
	<b>BCE1-061-I200</b> Double Impact Low end	610			Zinc Yellow (RAL 1018)
	<b>BCM0-061-I200</b> Double Impact Low mid	610			Zinc Yellow (RAL 1018) Graphite Black (RAL 9011)
	<b>BCM1-061-I200</b> Double Impact Low mid	610			Zinc Yellow (RAL 1018)
	<b>BCC0-061-I200</b> Double Impact Low corner	610			Zinc Yellow (RAL 1018) Graphite Black (RAL 9011)
	<b>BCC1-061-I200</b> Double Impact Low corner	610			Zinc Yellow (RAL 1018)

## Impact rails 15 articles

ARTICLES / DESCRIPTION	HEIGHT (MM)	LENGTH (MM)	CC (MM)	COLOR
 <b>RCI1-027-0050</b> Impact rail		270	500	Zinc Yellow (RAL 1018)
 <b>RCI1-047-0070</b> Impact rail		470	700	Zinc Yellow (RAL 1018)
 <b>RCI1-077-0100</b> Impact rail		770	1000	Zinc Yellow (RAL 1018)
 <b>RCI1-127-0150</b> Impact rail		1270	1500	Zinc Yellow (RAL 1018)
 <b>RCI1-177-0200</b> Impact rail		1770	2000	Zinc Yellow (RAL 1018)
 <b>RCI1-227-0250</b> Impact rail		2270	2500	Zinc Yellow (RAL 1018)
 <b>RCI1-277-0300</b> Impact rail		2770	3000	Zinc Yellow (RAL 1018)
 <b>RCI1-064-0087</b> Impact rail		640	870	Zinc Yellow (RAL 1018)
 <b>RCI1-067-0090</b> Impact rail		670	900	Zinc Yellow (RAL 1018)
 <b>RCI1-197-0220</b> Impact rail		1970	2200	Zinc Yellow (RAL 1018)
 <b>RCI1-201-0224</b> Impact rail		2010	2240	Zinc Yellow (RAL 1018)
 <b>RCI1-074-0097</b> Impact rail		740	970	Zinc Yellow (RAL 1018)
 <b>RCI1-207-0230</b> Impact rail		2070	2300	Zinc Yellow (RAL 1018)
 <b>RCI1-211-0234</b> Impact rail		2110	2340	Zinc Yellow (RAL 1018)
 <b>RCI1-217-0240</b> Impact rail		2170	2400	Zinc Yellow (RAL 1018)

## Related products

---



### IMPACT BARRIERS

#### Impact

Use the X-Protect Impact Barrier for ground level impact protection. It is ideal for segregating light weight vehicles or defining warehouse zones. Our modular rails and bollards allow for damaged...

[21 articles](#)



### IMPACT BARRIERS

#### Impact high

Use the X-Protect Impact High Barrier for high level impact protection. It is ideal for segregating light weight vehicles or defining warehouse zones. Our modular rails and bollards allow for damag...

[21 articles](#)



### IMPACT BARRIERS

#### Double impact

Use the X-Protect Double Impact Barrier configuration to protect structures from high level, heavy duty impacts. It is one of our strongest Impact protection configurations. Our modular rails and b...

[21 articles](#)



### PEDESTRIAN BARRIERS

#### Pedestrian with impact

Use the X-Protect Pedestrian + Impact barrier configuration to protect walkways from medium duty vehicles where there is an increased risk of ground level impacts. It is also possible to combine wi...

[19 articles](#)