




Est 1990

# Impact High with Floor Barrier















The Impact High with Floor Barrier is an innovative solution designed to offer pallet racking end-frame protection and perimeter security within your workspace. This system combines the benefits of the Impact High and the Floor Barrier, specifically engineered to absorb significant impacts from vehicle forks, AMRs, AGVs, and other low-height hazards, ensuring the safety of your assets and infrastructure.







The Impact High with Floor Barrier is ideal for safeguarding vital infrastructure from the everyday risks associated with vehicle forks and pallets in transit. Its design increases the durability and safety of your facility, helping to maintain operational continuity against specific challenges posed by fork-equipped vehicles. Installation of the Impact High with Floor Barrier is streamlined and minimally invasive, with a low fixing count and spanning up to 3.2 meters in a single section.

Moreover, the system's adaptability is a key feature, equipped with push-fit parts and heavy-duty expansion bolts for easy assembly. Our drilling template facilitates quick adjustments, allowing the system to adapt to the evolving safety requirements of your workspace.

# Models

| ARTICLES / DESCRIPTION   | HEIGHT (MM) | LENGTH (MM) | CC (MM) | COLOR   |
|--|-------------|-------------|---------|---|
|  <b>FCE3-022-I100-10</b><br>Floor barrier end - 10 pack | 221         |             |         | Graphite Black (RAL 9011)                           |
|  <b>FCE3-022-I100-2</b><br>Floor barrier end - 2 pack   | 221         |             |         | Graphite Black (RAL 9011)                           |
|  <b>RCI1-277-0300</b><br>Impact rail                    |             | 2770        | 3000    | Zinc Yellow (RAL 1018)                              |
|  <b>RCI1-227-0250</b><br>Impact rail                    |             | 2270        | 2500    | Zinc Yellow (RAL 1018)                              |
|  <b>RCI1-177-0200</b><br>Impact rail                    |             | 1770        | 2000    | Zinc Yellow (RAL 1018)                              |
|  <b>RCI1-127-0150</b><br>Impact rail                   |             | 1270        | 1500    | Zinc Yellow (RAL 1018)                              |
|  <b>RCI1-077-0100</b><br>Impact rail                  |             | 770         | 1000    | Zinc Yellow (RAL 1018)                              |
|  <b>RCI1-047-0070</b><br>Impact rail                  |             | 470         | 700     | Zinc Yellow (RAL 1018)                              |
|  <b>RCI1-027-0050</b><br>Impact rail                  |             | 270         | 500     | Zinc Yellow (RAL 1018)                              |
|  <b>BCC1-061-I100</b><br>Impact High corner           | 610         |             |         | Zinc Yellow (RAL 1018)                              |
|  <b>BCC0-061-I100</b><br>Impact High corner           | 610         |             |         | Zinc Yellow (RAL 1018)<br>Graphite Black (RAL 9011) |
|  <b>BCM1-061-I100</b><br>Impact High mid              | 610         |             |         | Zinc Yellow (RAL 1018)                              |
|  <b>BCM0-061-I100</b><br>Impact High mid              | 610         |             |         | Zinc Yellow (RAL 1018)<br>Graphite Black (RAL 9011) |
|  <b>BCE1-061-I100</b><br>Impact High end              | 610         |             |         | Zinc Yellow (RAL 1018)                              |

|   |   |     |      |      |   |
|---|---|-----|------|------|---|
|    | <b>BCE0-061-I100</b><br>Impact High end | 610 |      |      | Zinc Yellow (RAL 1018)<br>Graphite Black (RAL 9011) |
|    | <b>RCI1-064-0087</b><br>Impact rail     |     | 640  | 870  | Zinc Yellow (RAL 1018)                              |
|    | <b>RCI1-067-0090</b><br>Impact rail     |     | 670  | 900  | Zinc Yellow (RAL 1018)                              |
|    | <b>RCI1-197-0220</b><br>Impact rail     |     | 1970 | 2200 | Zinc Yellow (RAL 1018)                              |
|    | <b>RCI1-201-0224</b><br>Impact rail     |     | 2010 | 2240 | Zinc Yellow (RAL 1018)                              |
|    | <b>RCI1-074-0097</b><br>Impact rail     |     | 740  | 970  | Zinc Yellow (RAL 1018)                              |
|    | <b>RCI1-207-0230</b><br>Impact rail     |     | 2070 | 2300 | Zinc Yellow (RAL 1018)                              |
|   | <b>RCI1-211-0234</b><br>Impact rail     |     | 2110 | 2340 | Zinc Yellow (RAL 1018)                              |
|  | <b>RCI1-217-0240</b><br>Impact rail     |     | 2170 | 2400 | Zinc Yellow (RAL 1018)                              |

## Related products

---



### IMPACT BARRIERS

#### Impact high

Use the X-Protect Impact High Barrier for high level impact protection. It is ideal for segregating light weight vehicles or defining warehouse zones. Our modular rails and bollards allow for damag...

[21 articles](#)



### PEDESTRIAN BARRIERS

#### Pedestrian with Floor Barrier

Improve your workspace's safety and pedestrian and traffic flows with the configuration Pedestrian with Floor Barrier. Designed to efficiently segregate pedestrian walkways from vehicular routes, i...

[27 articles](#)



### X-PROTECT

#### Standalone Floor Barrier

Designed to serve as a standalone solution, it improves the safeguarding of building perimeters and vital infrastructure from the everyday risks of vehicle forks, pallets in transit, AMRs and AGVs,...

[17 articles](#)